LANDSCAPING: STREET FURNITURE SCHEDULE

Item	Double Arm Street Light (Street level and Pedestrian level light head	New Bollard A	New Bollards B	New Concrete Bench	New Steel Bin	New Tree Ring	New Trees	Post Top Light	Way Finding Signage
Quantity	8	30	182	41	20	52	52	21	4
Plan View							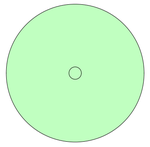		
Image									
Discription/ Specification	Street Light to match existing. Top Arm at 8m, Low Arm at 4m. Street Lighting to Electrical Engineer and manufactures specification.	IGNS001– 400mm Traffic Bollard or similar approved; Material – Coloured Resin based polyconcrete with uv-stable colouring; allowance for cementitious core. 400x400x400mm; Material width- 20mm.	1200mm Steel Bollard or equally approved; Height above ground: 900mm Mitre-top 45degrees. Diameter: 150mm. Finish: Polyurethane Paint Colour: Dark Grey Tarnished Iron 61GY 11/019.	As per Detail. Refer to Detail for mosaic surface areas.	Wilson Stone o.e.a. Mayfair 72litre steel swing bin as per Detail, Diameter: 402mm; Height: 798mm; Options Detail; Planted, Galvanised Mild Steel, Perforated Plate; Material: Galvanised Mild Steel	As per Detail. Tree ring consisting of 4 rectangular interlocking pieces.	COMBRETUM ERYTHROPHYLLUM [BUSH WILLOW] Tree height: 2.7m to 3.15m; Stem thickness: 45 to 55mm; Growth stage/ Litre: 90 litre minimum. Soil preparation as per suppliers specification. Temporary tree prop as per Detail.	Beka Beacon LED 30w, 4.5mh Buried MOQ 50 seamless cylindrical GRP column with integrated luminaire on top; Standard colour: Black (RAL 9017).	Way Finding Signage as per Detail. 4 way finding signs per Pole. Sign Post setting out as per Detail.

GENERAL NOTES

1. All work to be done in accordance with the National Building Regulation and local bylaws.
2. This drawing is not be scaled. Figured dimensions to be used. All dimensions are in millimetres unless otherwise stated.
3. This drawing must be read in conjunction with all the relevant drawings and specifications.
4. Any discrepancies on the drawings are to be brought to the architect's attention by the contractor before putting work in hand.
5. All dimensions and levels must be checked on site by the contractor before putting work in hand.
6. The contractor must obtain the Architect's written confirmation of any instruction which involve a variation to the contract before putting work in hand.
7. All mechanical and electrical work is to be done in accordance with the National Building Regulations.
8. The contractor is to locate and identify any/all existing services and to protect these from damage whilst on site through out the construction period.
9. All work and materials is to comply to relevant S.A.N.S. codes where applicable.

DRAINAGE NOTES

1. Access eyes to all bends and junctions and changes in gradient to waste and soil pipes.
2. All rodding eyes to have marked covers at ground level.
3. All waste pipes to be fully accessible.
4. Waste fittings to have 75mm deep seal traps.
5. Gradients to waste branches to be between 1,25 and 5.
6. Gradients to soil branches to be between 2,5 and 45.
7. All soil pipes under building to be encased in min 150mm concrete.

IF IN DOUBT - PLEASE ASK

RevID	Change Name	Date
0		2023/03/07

RevID	Change Name	Date

project status: ISSUED FOR CONSTRUCTION

contractor: Thamandla Consulting

client: JDA Johannesburg Development Agency

discipline: ARCHITECTURE

consultant: ZAS Architects and planners, P.O. Box 84260 Greenside 2034, Tel: (011) 486 4103 email: info@splace.co.za

project ID: JDA-WATT-PEU

client project ID: JDA

service/ project description: PUBLIC ENVIRONMENT UPGRADE

project name: WATT AVE PRECINCT (WYNBERG): PEU

design	ZS	checked	ZS
scale	AS SHOWN	drawn	KP; WE

responsible professional/ client

discipline	date	name	organisation/ co	signature	PR No.
ARCHITECT	2023/03/09	Zayn Shaikh	ZAS Architects & Planners		5348
CIVIL ENGINEER	2023/03/09	JK Moloisiane	Kabe Consulting Engineers		20147001/5
STRUCTURAL ENGINEER	2023/03/09	N/A	N/A		N/A
CLIENT	2023/03/09	JDA	JDA		N/A

drawing title/ name: STREET FURNITURE SCHEDULE (NO QUANTITIES)

format: A1

drawing number: JDA-WATT-PEU/STG005/006A

revision: 0

FILE PATH: BIMcloud: SPLACE26 - BIMcloud Basic for Archicad 26/JDA-WATT-PEU/WATT-PEU- STG3 FILE NAME: WATT-PEU- STG3; PUBLISHED: Thursday, 09 March 2023