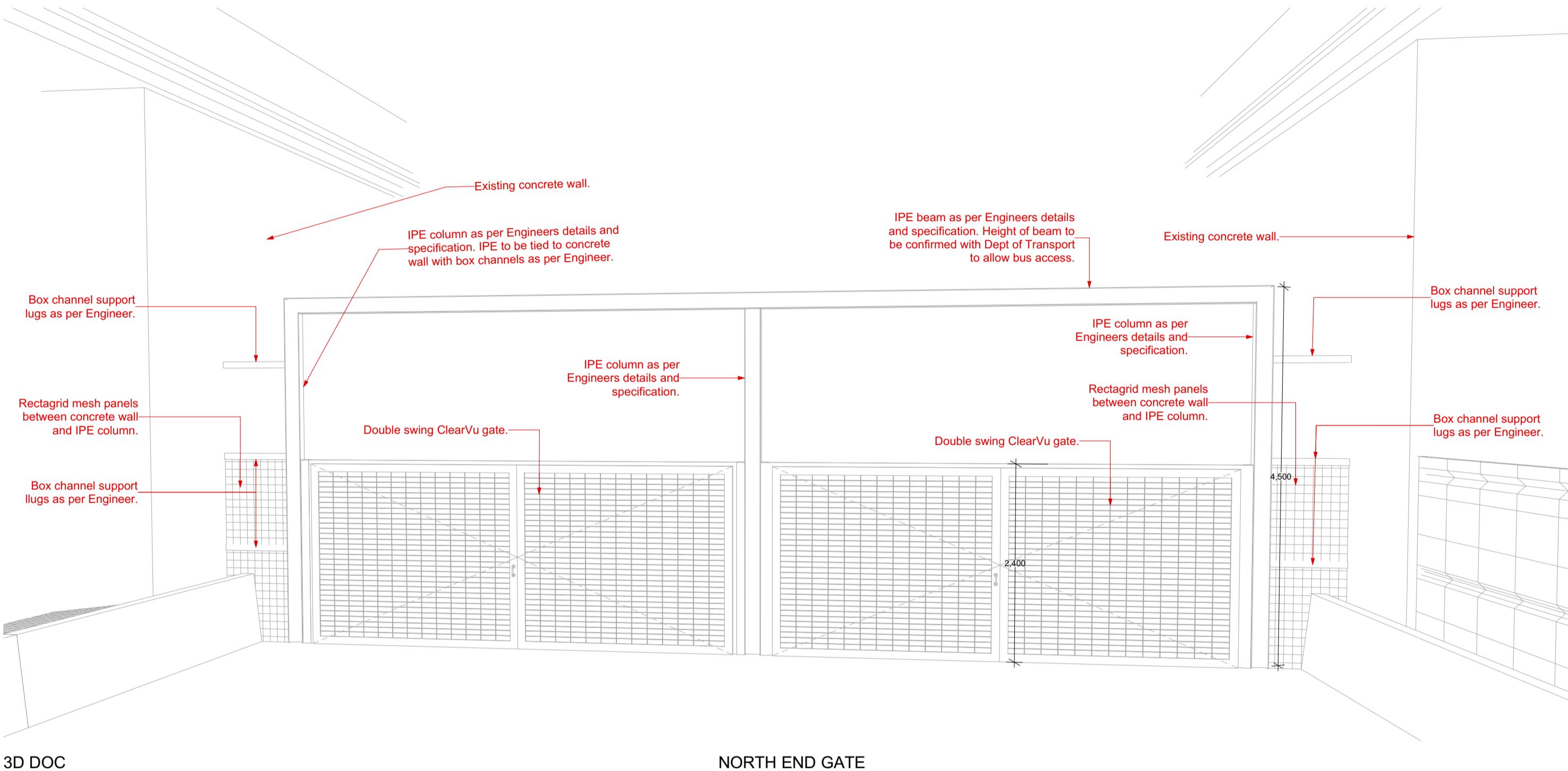




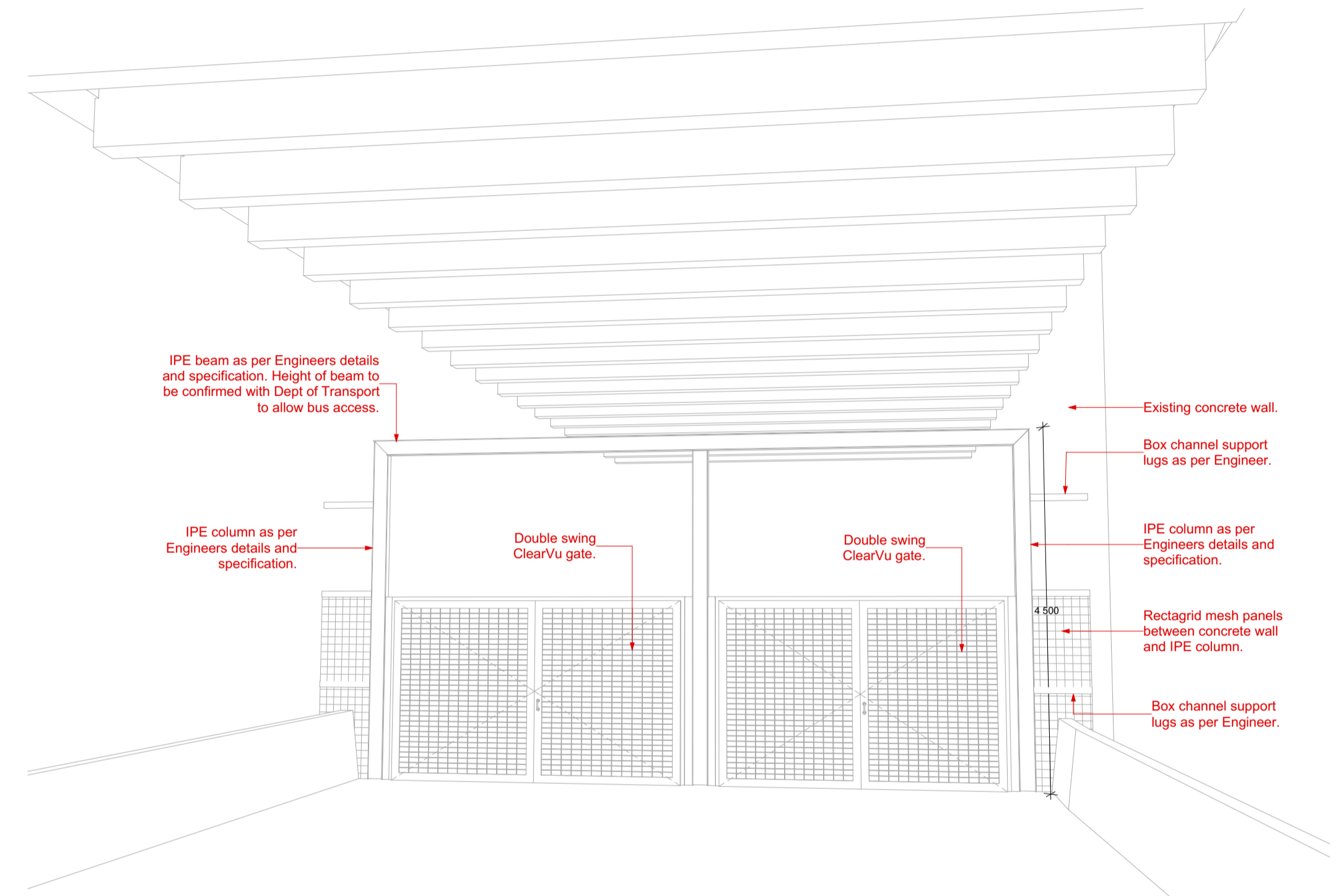
W-01 NORTH END GATE LOCATION



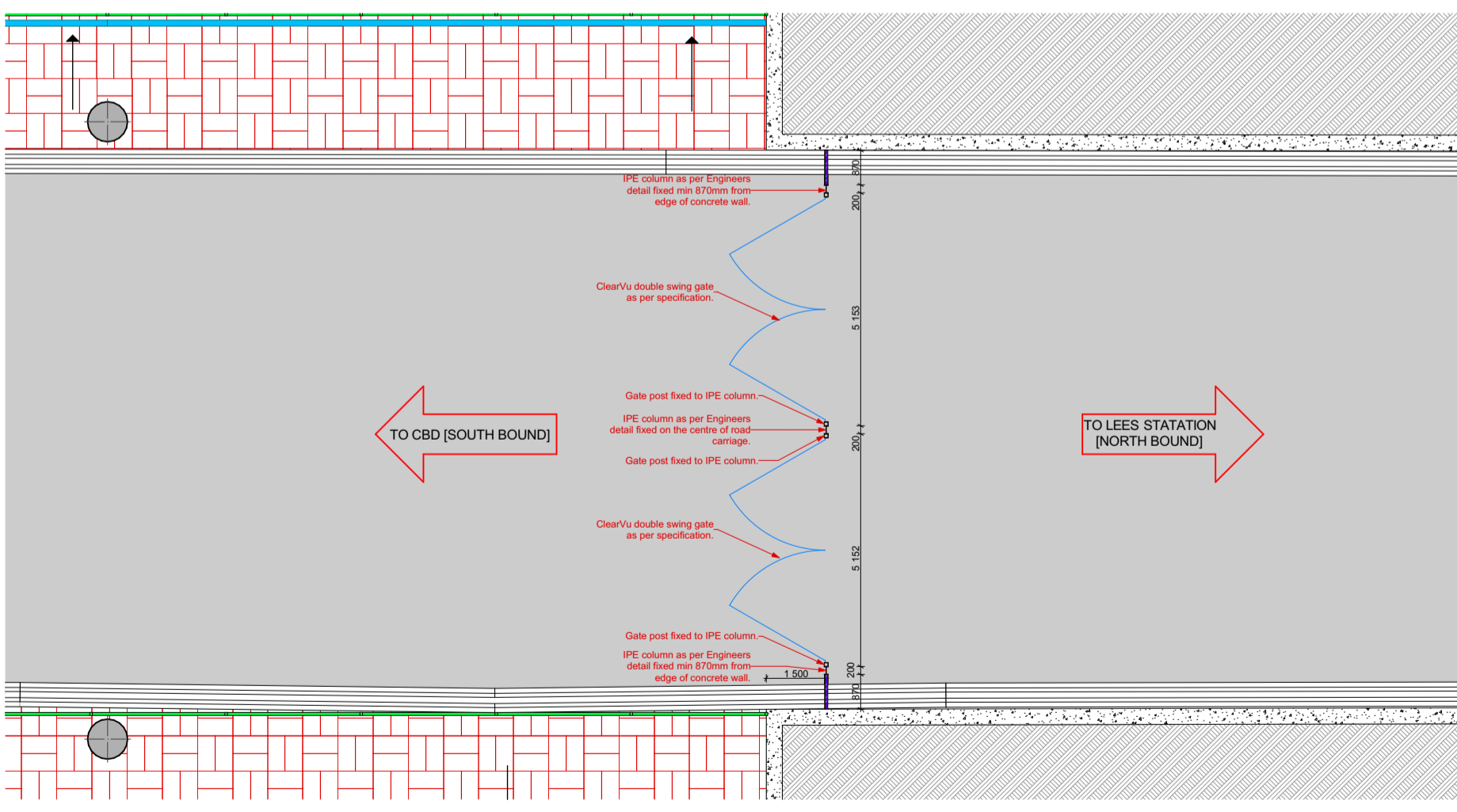
W-02 SOUTH END GATE



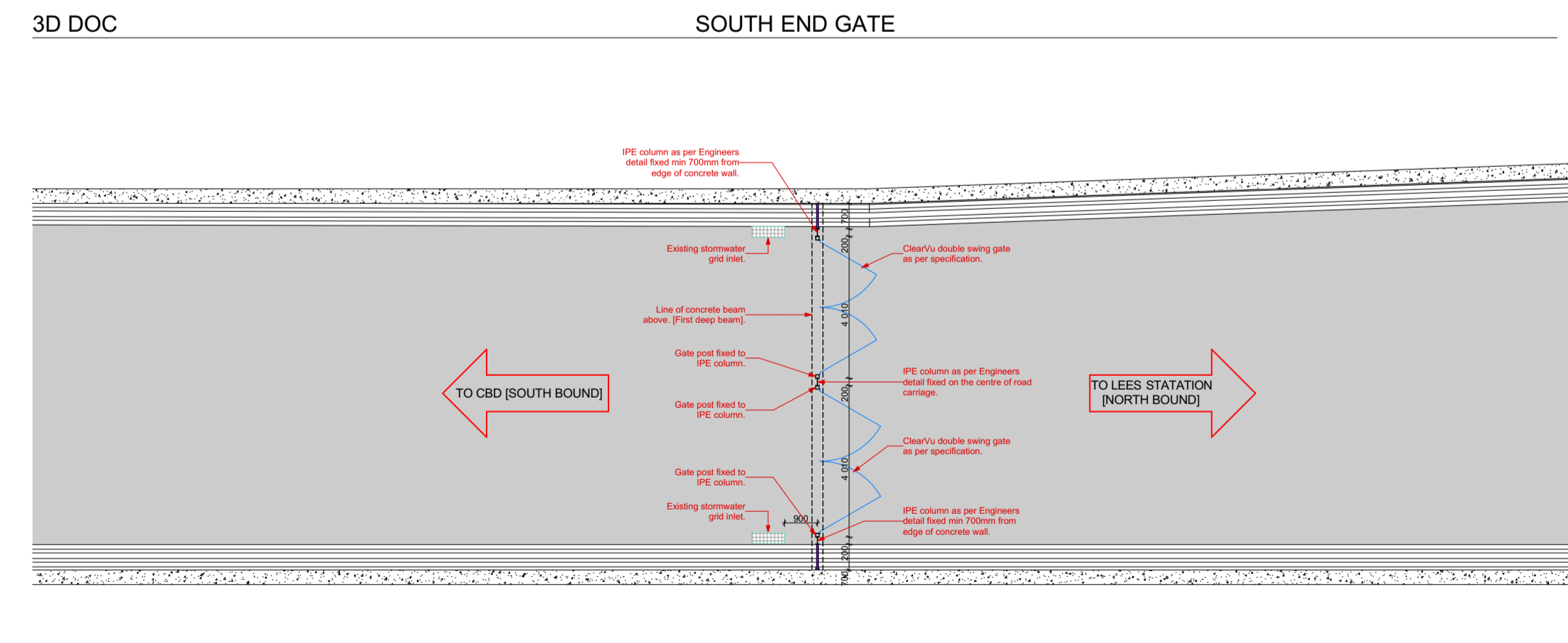
3D DOC NORTH END GATE



3D DOC SOUTH END GATE



-1. GATES @ NORTH END OF STATION 1:150



-1. GATES @ SOUTH END OF STATION 1:150

GENERAL NOTES
 1. All work to be done in accordance with the National Building Regulation and local bylaws.
 2. This drawing is not scaled. Figured dimensions to be used. All dimensions are in millimetres unless otherwise stated.
 3. This drawing must be read in conjunction with all the relevant drawings and specifications.
 4. Any discrepancies on the drawings are to be brought to the architect's attention by the contractor before putting work in hand.
 5. All dimensions and levels must be checked on site by the contractor before putting work in hand.
 6. The contractor must obtain the Architect's written confirmation of any instruction which involve a variation to the contract before putting work in hand.
 7. All mechanical and electrical work is to be done in accordance with the National Building Regulations.
 8. The contractor is to locate and identify any/all existing services and to protect these from damage whilst on site through out the construction period.
 9. All work and materials is to comply to relevant S.A.N.S. codes where applicable.

DRAINAGE NOTES
 1. Access eyes to all bends and junctions and changes in gradient to waste and soil pipes.
 2. All rodding eyes to have marked covers at ground level.
 3. All waste pipes to be fully accessible.
 4. Waste fittings to have 75mm deep seal traps.
 5. Gradients to waste branches to be between 1,25 and 5.
 6. Gradients to soil branches to be between 2,5 and 45.
 7. All soil pipes under building to be encased in min 150mm concrete.
IF IN DOUBT - PLEASE ASK

RevID	CHID	Change Name	Date
01 - WIP	A	New ClearVu Fence and Pedestrian Access included	

RevID	CHID	Change Name	Date

contractor
 project status
ISSUED FOR INFORMATION

client

 discipline
ARCHITECTURE

consultant

 project ID: JDA-WATT-PEU
 client project ID: JDA
 service/ project description:
PUBLIC ENVIRONMENT UPGRADE

WATT AVE PRECINCT (WYNBERG): PEU			
design scale	AS SHOWN	checked	ZS
drawn	drawn	drawn	KP, WE
discipline	date	name	signature
ARCHITECT	2023/03/06	ZAS Architects & Planners	SMB
CIVIL ENGINEER	2023/03/06	Keller Consulting Engineers	AWW
STRUCTURAL ENGINEER	2023/03/06	N/A	NA
CLIENT	2023/03/06	#Client Full Name	JDA

drawing title/ name
GATES @ NORTH & SOUTH ENDS OF STATION

format	drawing number	revision
A1	JDA-WATT-PEU / 003H	01 - WIP