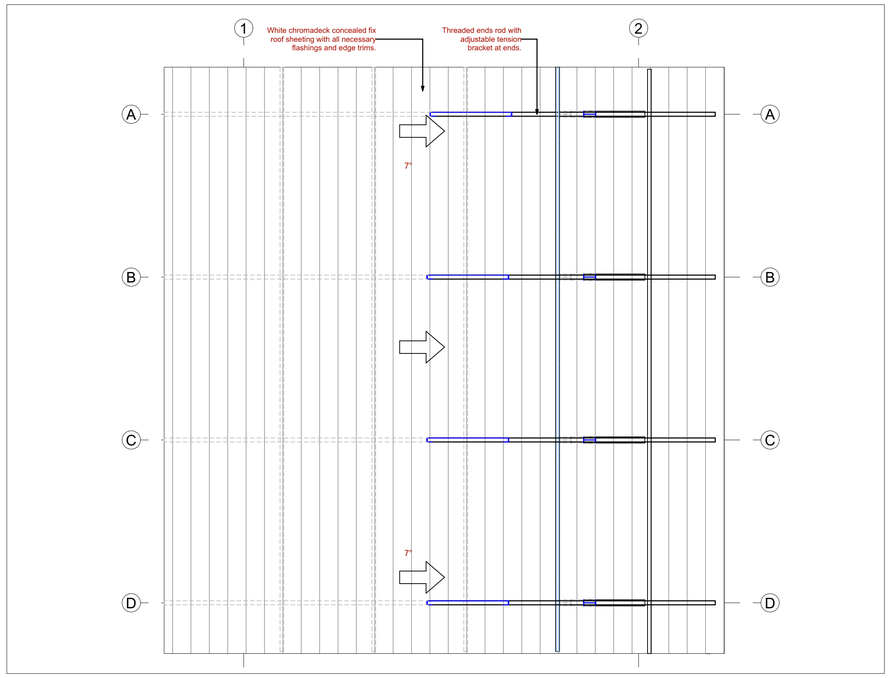

1. ROOF PLAN - STAIR TOWER ROOF 1:50

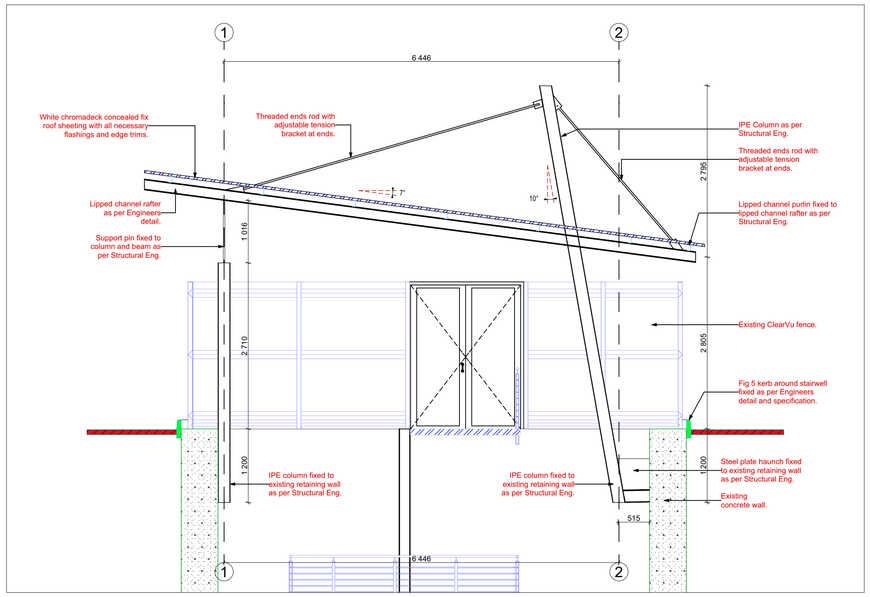

C SECTION C - C 1:50

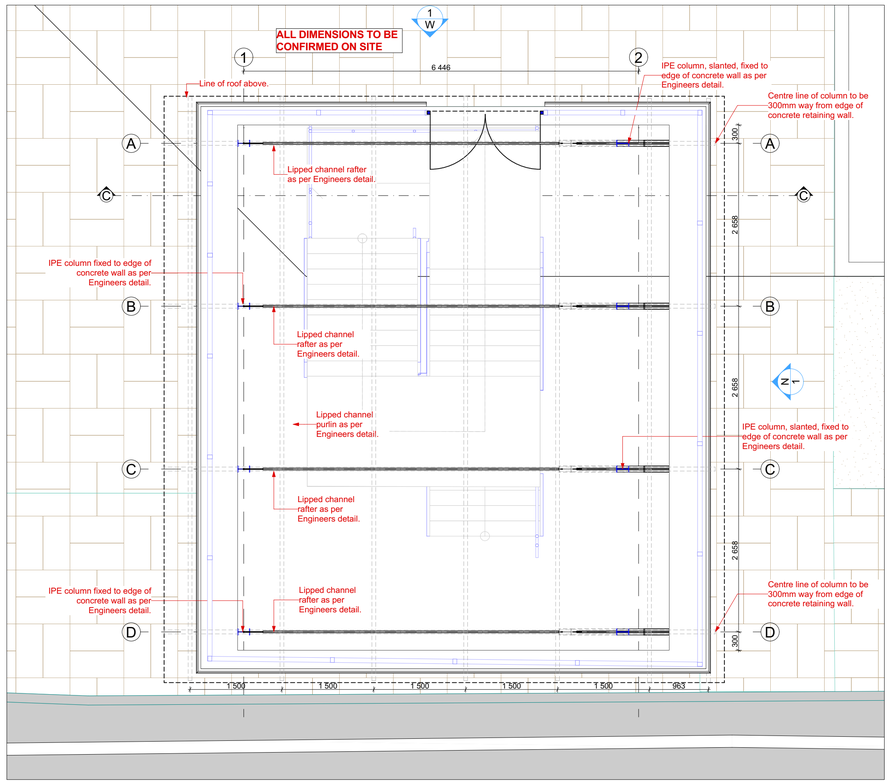

0. LAYOUT PLAN - STAIR TOWER ROOF 1:50

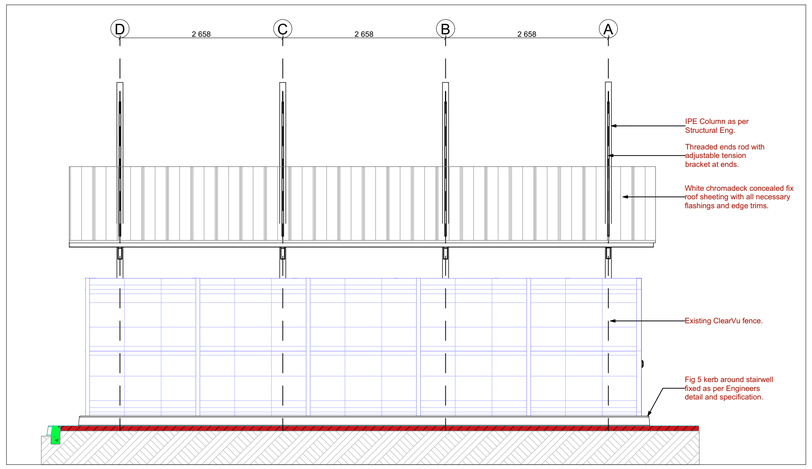

N NORTH ELEVATION - FIRE ESCPAE TOWER 1:50

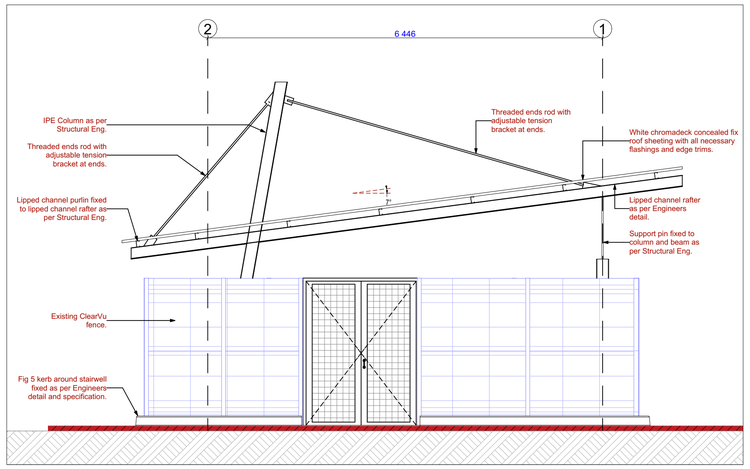

W WEST ELEVATION - FIRE ESCAPE STAIR 1:50

GENERAL NOTES

1. All work to be done in accordance with the National Building Regulation and local bylaws.
2. This drawing is not be scaled. Figured dimensions to be used. All dimensions are in millimetres unless otherwise stated.
3. This drawing must be read in conjunction with all the relevant drawings and specifications.
4. Any discrepancies on the drawings are to be brought to the architect's attention by the contractor before putting work in hand.
5. All dimensions and levels must be checked on site by the contractor before putting work in hand.
6. The contractor must obtain the Architect's written confirmation of any instruction which involve a variation to the contract before putting work in hand.
7. All mechanical and electrical work is to be done in accordance with the National Building Regulations.
8. The contractor is to locate and identify any/all existing services and to protect these from damage whilst on site through out the construction period.
9. All work and materials is to comply to relevant S.A.N.S. codes where applicable.

DRAINAGE NOTES

1. Access eyes to all bends and junctions and changes in gradient to waste and soil pipes.
2. All rodding eyes to have marked covers at ground level.
3. All waste pipes to be fully accessible.
4. Waste fittings to have 75mm deep seal traps.
5. Gradients to waste branches to be between 1,25 and 5.
6. Gradients to soil branches to be between 2,5 and 45.
7. All soil pipes under building to be encased in min 150mm concrete.

IF IN DOUBT - PLEASE ASK

RevID	ChID	Change Name	Date

RevID	ChID	Change Name	Date

FILE PATH: BIMcloud: SPLACE26 - BIMcloud Basic for Archicad 26\JDA-WATT-PEU\WATT-PEU- STG3 FILE NAME: WATT-PEU- STG3; PUBLISHED: Monday, 06 March 2023

project status
ISSUED FOR INFORMATION

contractor

client
JDA Johannesburg Development Agency

discipline
ARCHITECTURE

consultant
ZAS Architects and planners
P.O. Box 84260 Greenside 2034
Tel: (011) 486 4103 email: info@splace.co.za

project ID
JDA-WATT-PEU

client project ID
JDA

service/ project description
PUBLIC ENVIRONMENT UPGRADE

project name
WATT AVE PRECINCT (WYNBERG): PEU

design	ZS	checked	ZS
scale	AS SHOWN	drawn	KP; WE

responsible professional/ client

discipline	date	name	organisation/ co	signature	PR.No.
ARCHITECT	2023/03/06	Zayn Shaikh	ZAS Architects & Planners		5348
CIVIL ENGINEER	2023/03/06	#Discipline- Civil - Name	Kabe Consulting Engineers		####
STRUCTURAL ENGINEER	2023/03/06	N/A	N/A		N/A
CLIENT	2023/03/06	#Client Full Name	JDA		N/A

drawing title/ name
FIRE ESCPAE STAIR - ROOF LAYOUT

format	drawing number	revision
A1	JDA-WATT-PEU/ /002D	