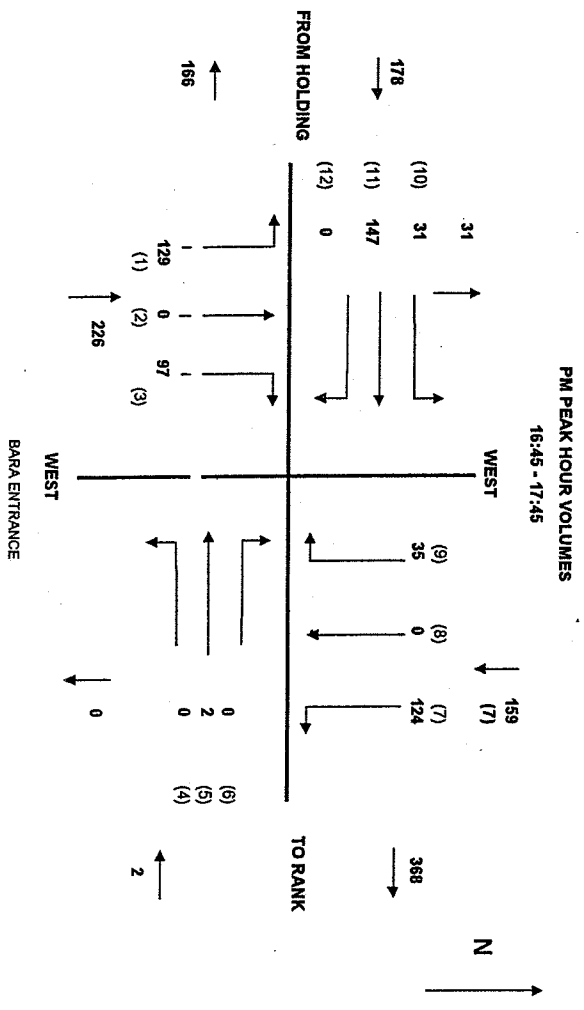


LOCATION : CROSSING FROM HOLDING TO RANK ON WEST - 3  
 DATE : 18/9/2000

TIME	MOVEMENT												ALL MOVEMENTS
	1	2	3	4	5	6	7	8	9	10	11	12	
16:00 - 16:15	3	0	4	0	0	0	25	0	25	4	28	0	89
16:15 - 16:30	12	0	10	0	0	3	33	0	6	10	36	0	110
16:30 - 16:45	14	0	12	0	1	0	18	0	7	3	33	0	88
16:45 - 17:00	34	0	27	0	2	0	41	0	9	5	30	0	148
17:00 - 17:15	28	0	27	0	0	0	29	0	7	5	49	0	145
17:15 - 17:30	37	0	22	0	0	0	21	0	12	13	32	0	137
17:30 - 17:45	30	0	21	0	0	0	33	0	7	8	36	0	135
17:45 - 18:00	26	0	17	0	0	0	28	0	9	6	25	0	111
TOTAL	184	0	140	0	6	0	228	0	82	54	269	0	863
PEAK HOUR 16:45 - 17:45	129	0	97	0	2	0	124	0	35	31	147	0	565

435  
491  
518  
565  
528

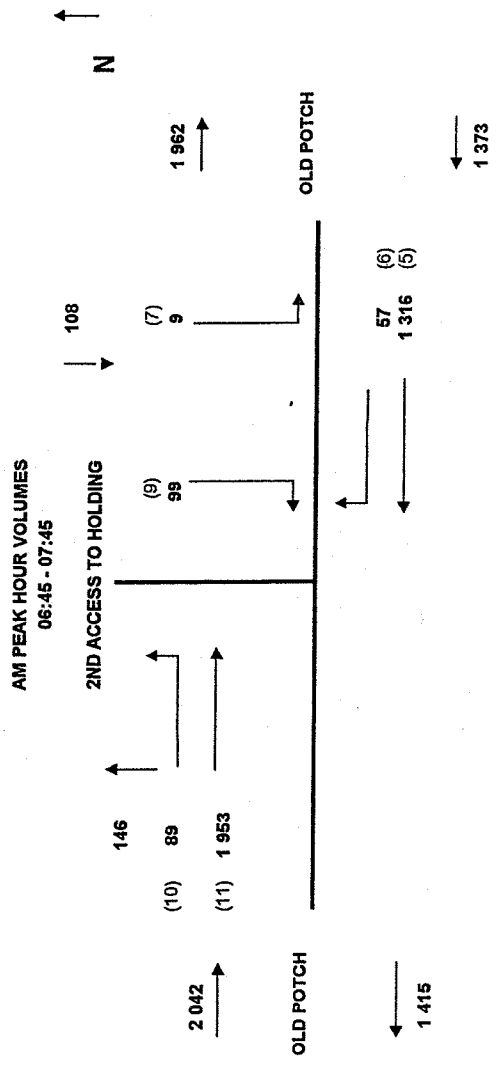
PHF = 0.95



LOCATION : OLD POTCH/2ND ACCESS TO HOLDING AREA - 4  
 DATE : 18/9/2000

TIME	MOVEMENT												ALL MOVEMENTS
	1	2	3	4	5	6	7	8	9	10	11	12	
06:00 - 06:15	0	0	0	0	101	1	1	0	15	19	339	0	2962
06:15 - 06:30	0	0	0	0	208	5	7	0	20	26	548	0	3414
06:30 - 06:45	0	0	0	0	240	5	2	0	15	27	439	0	3516
06:45 - 07:00	0	0	0	0	395	7	4	0	19	28	491	0	3523
07:00 - 07:15	0	0	0	0	261	11	2	0	30	25	599	0	3478
07:15 - 07:30	0	0	0	0	345	21	2	0	28	19	501	0	3323
07:30 - 07:45	0	0	0	0	315	18	1	0	22	17	362	0	916
07:45 - 08:00	0	0	0	0	362	22	2	0	28	34	451	0	735
08:00 - 08:15	0	0	0	0	310	19	0	0	22	23	399	0	899
TOTAL	0	0	0	0	2637	109	21	0	199	218	4129	0	7213
PEAK HOUR													
06:45 - 07:45	0	0	0	0	1316	57	9	0	99	89	1953	0	3523

PHF = 0.93

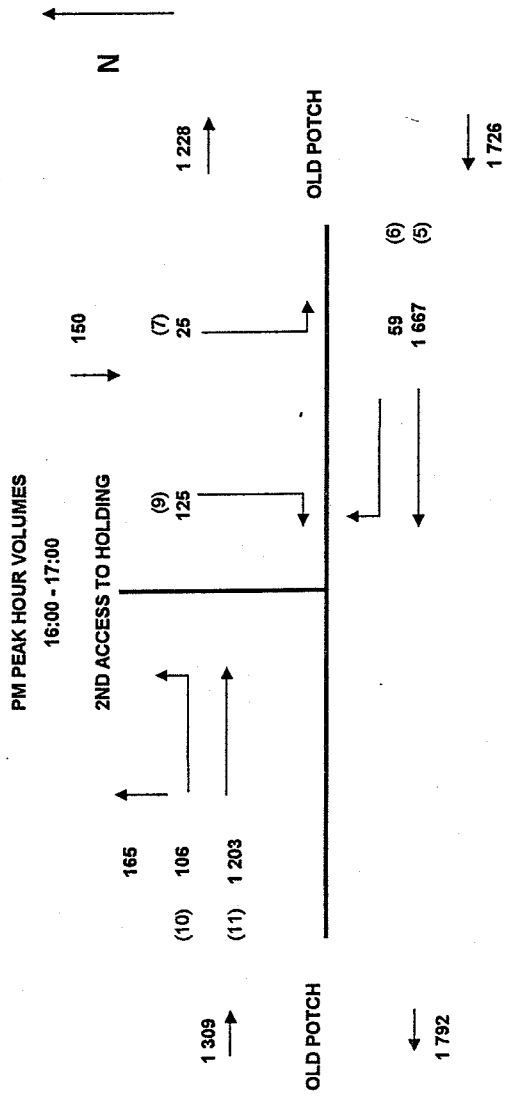


LOCATION: OLD POTCH/2ND ACCESS TO HOLDING AREA - 4  
 DATE: 18/9/2000

PM PEAK PERIOD TIME	MOVEMENT												ALL MOVEMENTS
	1	2	3	4	5	6	7	8	9	10	11	12	
16:00 - 16:15	0	0	0	0	436	17	12	0	35	29	295	0	824
16:15 - 16:30	0	0	0	0	352	13	4	0	27	24	250	0	670
16:30 - 16:45	0	0	0	0	403	13	5	0	34	30	325	0	810
16:45 - 17:00	0	0	0	0	476	16	4	0	29	23	333	0	881
17:00 - 17:15	0	0	0	0	329	9	5	0	25	35	227	0	630
17:15 - 17:30	0	0	0	0	461	15	3	0	41	45	298	0	863
17:30 - 17:45	0	0	0	0	374	15	5	0	11	26	115	0	546
17:45 - 18:00	0	0	0	0	408	12	4	0	41	54	399	0	918
TOTAL	0	0	0	0	3 239	110	42	0	243	266	2 242	0	6142
PEAK HOUR 16:00 - 17:00	0	0	0	0	1667	59	25	0	125	106	1203	0	3185

3 185  
 2 991  
 3 184  
 2 920  
 2 957

PHF = 0.90

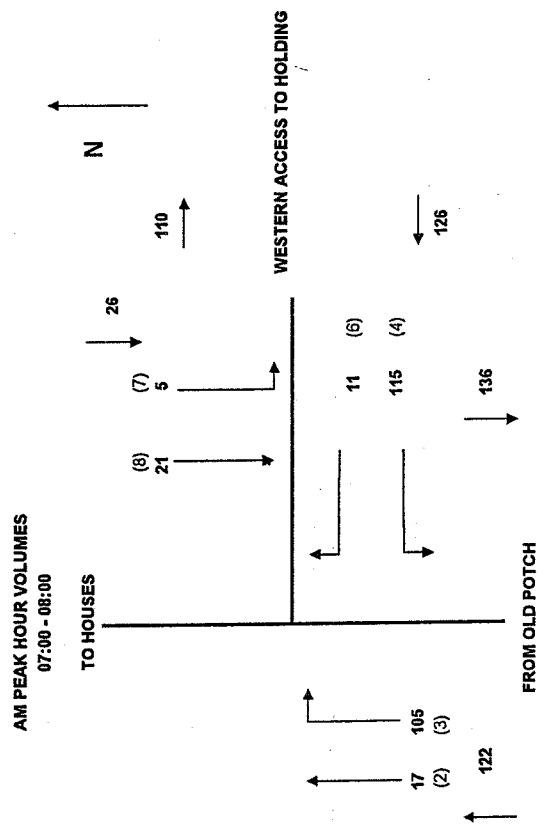


LOCATION : ACCESS TO HOLDING OF 2ND ACCESS IN NORTH-SOUTH DIRECTION - 4.1  
 DATE : 18/9/2000

AM PEAK PERIOD TIME	MOVEMENT												ALL MOVEMENTS
	1	2	3	4	5	6	7	8	9	10	11	12	
06:00 - 06:15	0	5	12	17	0	0	0	0	0	0	0	0	34
06:15 - 06:30	0	2	6	13	0	1	0	3	0	0	0	0	25
06:30 - 06:45	0	6	39	25	0	1	2	0	0	0	0	0	73
06:45 - 07:00	0	4	29	28	0	0	3	1	0	0	0	0	65
07:00 - 07:15	0	3	24	25	0	0	4	1	0	0	0	0	57
07:15 - 07:30	0	6	29	22	0	9	1	4	0	0	0	0	71
07:30 - 07:45	0	3	24	33	0	2	0	5	0	0	0	0	67
07:45 - 08:00	0	5	28	35	0	0	0	11	0	0	0	0	79
08:00 - 08:15	0	1	23	15	0	2	2	3	0	0	0	0	46
TOTAL	0	35	214	213	0	15	12	28	0	0	0	0	517
PEAK HOUR	0	17	105	115	0	11	5	21	0	0	0	0	274
07:00 - 08:00													

197  
220  
266  
260  
274  
263

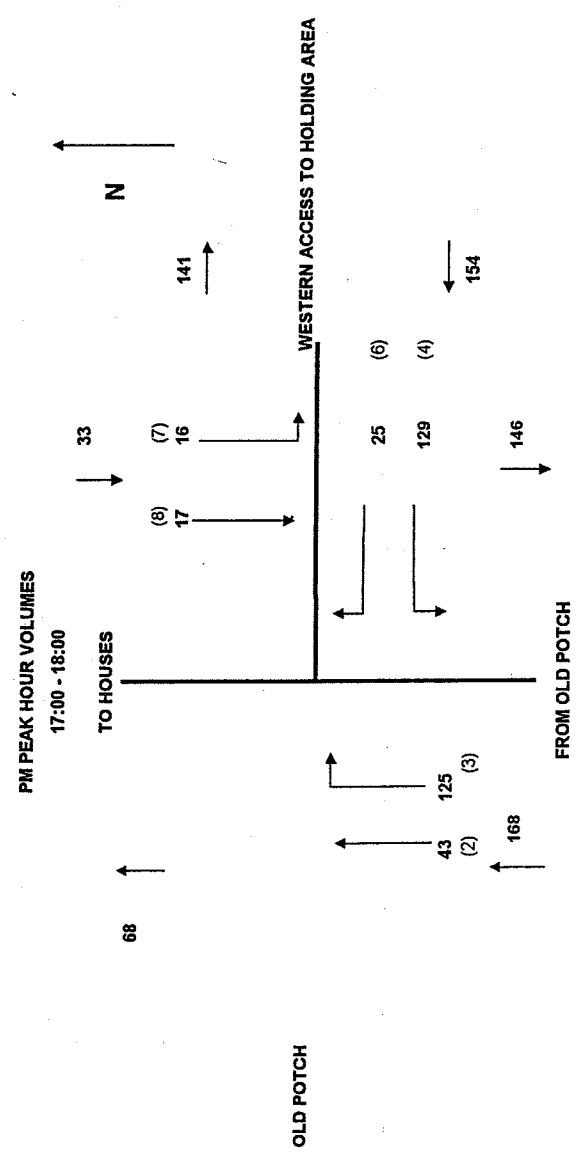
PHF = 0.87



LOCATION : ACCESS TO HOLDING OF 2ND ACCESS IN NORTH-SOUTH DIRECTION -4.1  
 DATE : 18/9/2000

PM PEAK PERIOD TIME	MOVEMENT												ALL MOVEMENTS
	1	2	3	4	5	6	7	8	9	10	11	12	
16:00 - 16:15	0	15	17	35	0	4	0	1	0	0	0	0	72
16:15 - 16:30	0	13	18	34	0	2	2	5	0	0	0	0	74
16:30 - 16:45	0	13	31	43	0	2	0	3	0	0	0	0	92
16:45 - 17:00	0	4	29	40	0	0	13	3	0	0	0	0	89
17:00 - 17:15	0	8	31	27	0	1	1	5	0	0	0	0	73
17:15 - 17:30	0	11	30	35	0	5	14	5	0	0	0	0	100
17:30 - 17:45	0	13	32	30	0	11	0	5	0	0	0	0	91
17:45 - 18:00	0	11	32	37	0	8	1	2	0	0	0	0	91
TOTAL	0	88	220	281	0	33	31	29	0	0	0	0	682
PEAK HOUR 17:00 - 18:00	0	43	125	129	0	25	16	17	0	0	0	0	355
													PHF = 0.89

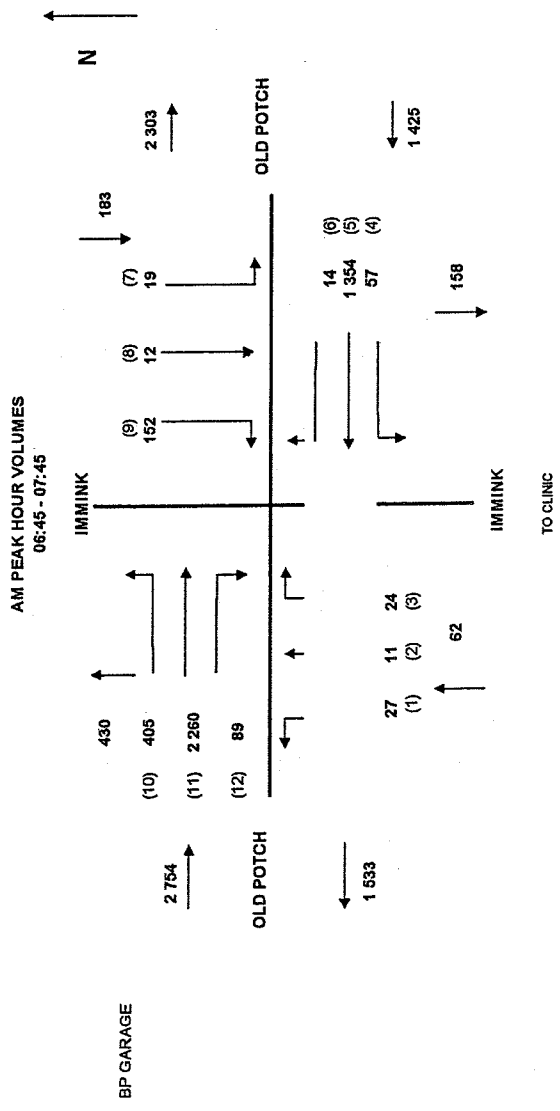
327  
328  
354  
353  
355



LOCATION: OLD POTCH/IMMINK - 5  
 DATE: 18/9/2000

TIME	MOVEMENT												ALL MOVEMENTS
	1	2	3	4	5	6	7	8	9	10	11	12	
06:00 - 06:15	0	0	0	2	144	2	5	1	15	72	389	5	3517
06:15 - 06:30	5	1	4	4	183	3	1	2	23	75	496	6	4081
06:30 - 06:45	3	4	5	5	241	3	12	1	31	125	529	15	4374
06:45 - 07:00	4	0	3	9	343	6	6	1	31	90	591	21	4424
07:00 - 07:15	11	1	6	20	333	2	8	2	33	107	645	31	4268
07:15 - 07:30	8	6	12	19	324	2	2	3	38	106	553	23	3069
07:30 - 07:45	4	4	3	9	354	4	3	6	50	102	471	14	
07:45 - 08:00	5	4	3	9	347	11	4	3	40	82	418	23	
08:00 - 08:15	12	2	2	15	305	11	5	5	41	75	392	20	
TOTAL	52	22	38	92	2574	44	46	24	302	834	4484	158	7785
PEAK HOUR 06:45 - 07:45	27	11	24	57	1354	14	19	12	152	405	2260	89	4424

PHF = 0.92

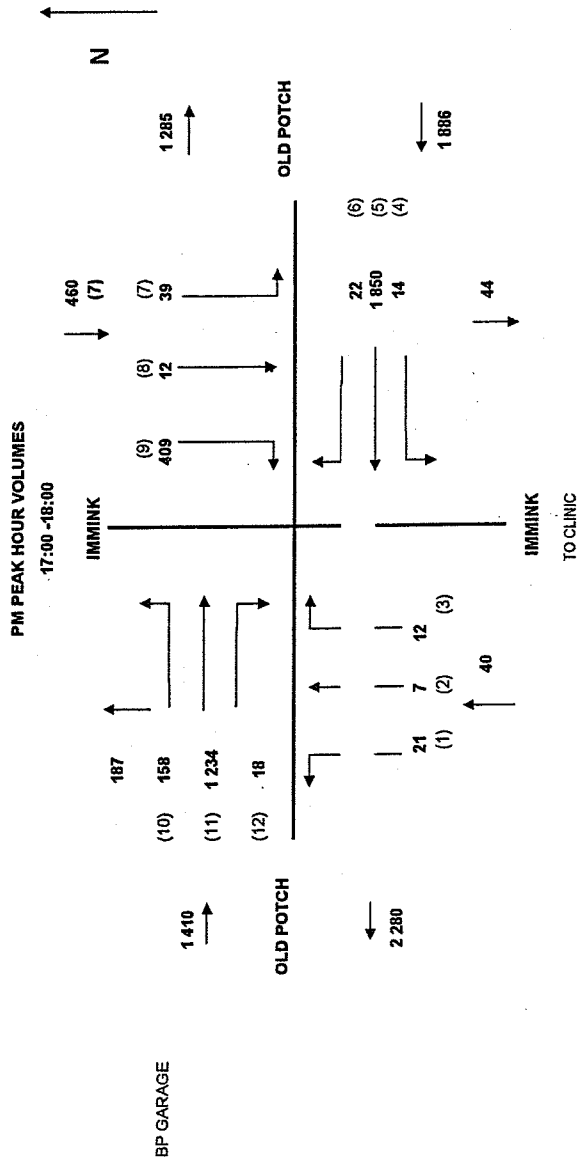


LOCATION: OLD POTCH/IMMINK - 5  
 DATE: 18/9/2000

TIME	MOVEMENT												ALL MOVEMENTS
	1	2	3	4	5	6	7	8	9	10	11	12	
16:00 - 16:15	23	5	8	6	329	11	7	1	59	33	289	15	786
16:15 - 16:30	12	4	6	3	391	9	9	1	54	34	286	9	818
16:30 - 16:45	5	0	4	8	424	13	12	0	87	49	326	3	931
16:45 - 17:00	3	2	0	4	374	3	6	2	48	34	270	7	753
17:00 - 17:15	10	3	4	6	506	6	9	4	74	45	324	3	994
17:15 - 17:30	6	2	3	1	381	3	5	0	97	37	285	8	828
17:30 - 17:45	4	2	4	3	496	9	7	6	138	37	313	5	1024
17:45 - 18:00	1	0	1	4	467	4	18	2	100	39	312	2	950
TOTAL	64	18	30	35	3368	58	73	16	657	308	2405	52	7084
PEAK HOUR 17:00 - 18:00	21	7	12	14	1850	22	39	12	409	158	1234	18	3796

3 288  
 3 496  
 3 506  
 3 599  
 3 796  
 2 802

PHF = 0.93

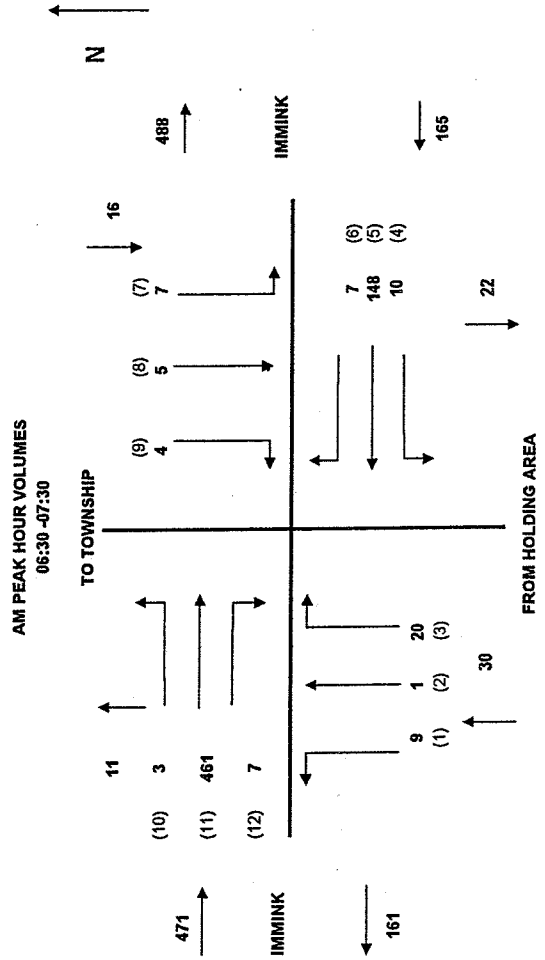


LOCATION: IMMINK/EXIT FROM HOUSES - 6  
 DATE: 18/9/2000

TIME	MOVEMENT												ALL MOVEMENTS
	1	2	3	4	5	6	7	8	9	10	11	12	
06:00 - 06:15	0	0	0	0	0	0	0	0	0	0	0	0	0
06:15 - 06:30	1	1	5	2	25	3	2	1	2	0	95	0	137
06:30 - 06:45	4	0	10	6	66	4	1	1	0	0	146	3	241
06:45 - 07:00	1	0	1	1	19	0	1	3	0	1	96	1	124
07:00 - 07:15	1	0	4	1	16	2	2	0	2	1	108	0	137
07:15 - 07:30	3	1	5	2	47	1	3	1	2	1	111	3	180
07:30 - 07:45	5	0	2	2	47	1	0	2	0	1	97	1	158
07:45 - 08:00	5	0	6	4	38	1	2	0	0	1	103	2	162
08:00 - 08:15	1	0	2	2	1	1	0	0	0	0	87	0	140
TOTAL	21	2	35	19	306	13	11	8	6	5	843	10	1279
PEAK HOUR	9	1	20	10	148	7	7	5	4	3	461	7	682

PHF = 0.71

502  
639  
682  
599  
637  
640



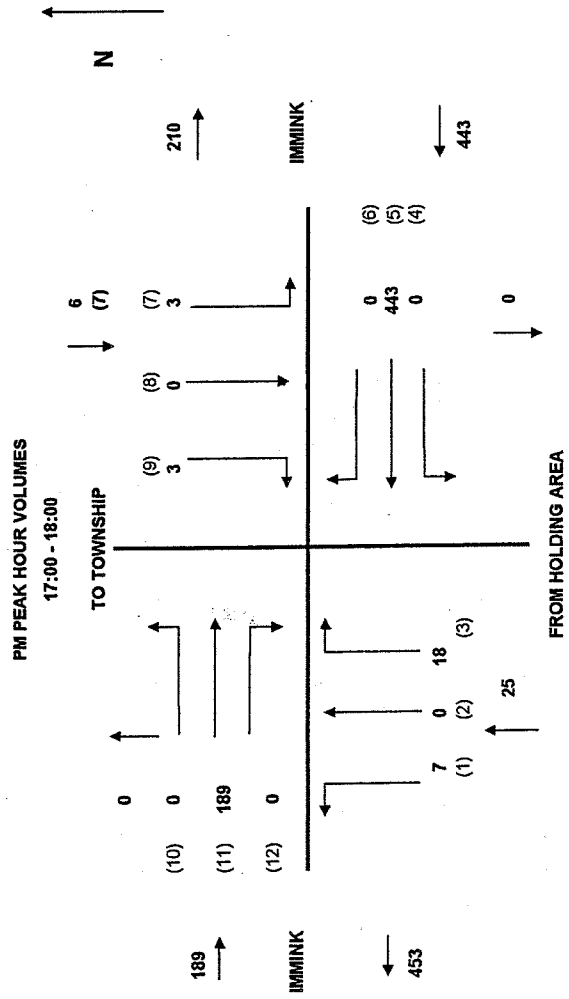


LOCATION : IMMINK/EXIT FROM HOUSES - 6  
 DATE : 18/9/2000

TIME	MOVEMENT												ALL MOVEMENTS
	1	2	3	4	5	6	7	8	9	10	11	12	
16:00 - 16:15	1	0	6	0	62	0	1	0	4	0	53	0	127
16:15 - 16:30	0	0	3	0	60	0	0	0	0	0	44	0	107
16:30 - 16:45	1	0	0	0	90	0	0	0	0	0	65	0	156
16:45 - 17:00	0	0	3	0	61	0	2	0	0	0	37	0	103
17:00 - 17:15	0	0	4	0	90	0	0	0	0	0	45	0	139
17:15 - 17:30	2	0	3	0	114	0	0	0	1	0	55	0	175
17:30 - 17:45	4	0	6	0	130	0	0	0	1	0	37	0	178
17:45 - 18:00	1	0	5	0	109	0	3	0	1	0	52	0	171
TOTAL	9	0	30	0	716	0	6	0	7	0	388	0	1158
PEAK HOUR 17:00 - 18:00	7	0	18	0	443	0	3	0	3	0	189	0	663

PHF = 0.93

493  
505  
573  
595  
663

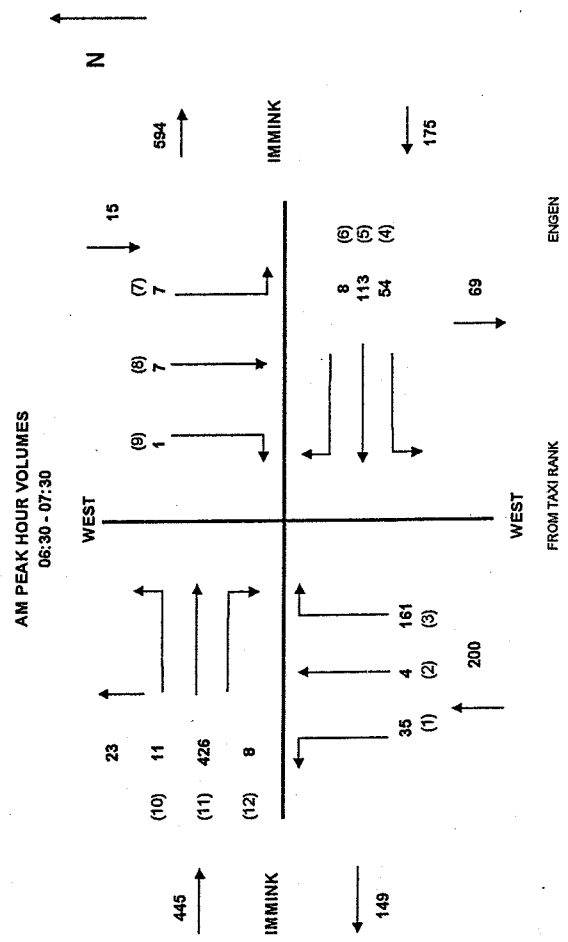


LOCATION: IMMINKWEST - 7  
 DATE: 18/9/2000

TIME	MOVEMENT												ALL MOVEMENTS
	1	2	3	4	5	6	7	8	9	10	11	12	
06:00 - 06:15	8	1	25	12	13	2	2	0	0	1	55	4	123
06:15 - 06:30	7	0	27	11	22	1	3	0	0	1	73	2	147
06:30 - 06:45	9	1	44	11	26	0	3	2	0	3	125	3	227
06:45 - 07:00	7	1	45	14	29	5	2	1	0	3	99	1	207
07:00 - 07:15	6	1	42	16	25	1	2	0	0	2	107	1	203
07:15 - 07:30	13	1	30	13	33	2	0	4	1	3	95	3	198
07:30 - 07:45	8	2	36	17	46	1	2	0	0	5	100	0	217
07:45 - 08:00	5	0	23	14	39	2	1	0	0	5	81	0	170
08:00 - 08:15	6	0	24	9	44	3	1	0	1	5	73	0	166
TOTAL	69	7	296	117	277	17	16	7	2	28	808	14	1658
PEAK HOUR	35	4	161	54	113	8	7	7	1	11	426	8	835

704  
 784  
 835  
 825  
 788  
 751

PHF = 0.92

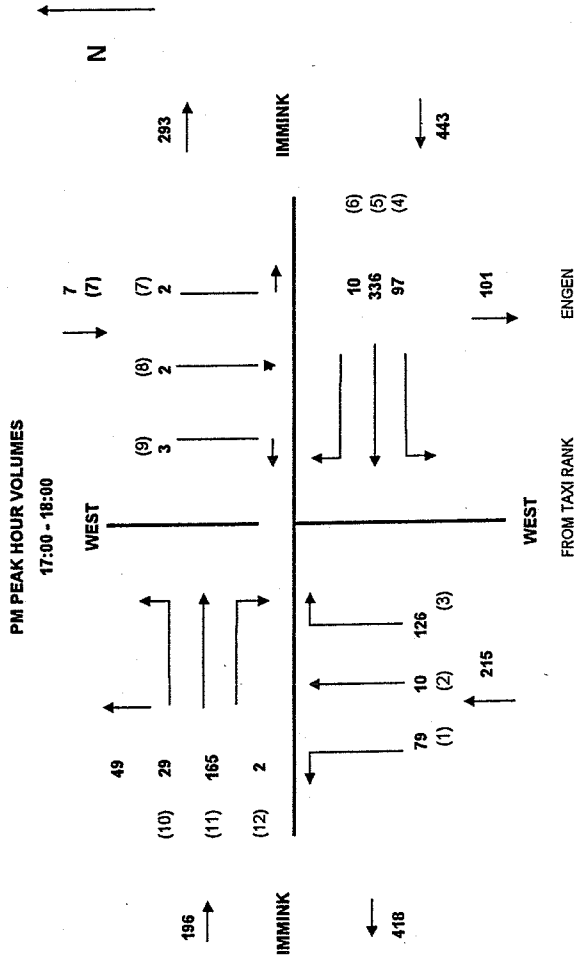


LOCATION : IMMINK/WEST - 7  
 DATE : 18/9/2000

TIME	MOVEMENT												ALL MOVEMENTS	
	1	2	3	4	5	6	7	8	9	10	11	12		
16:00 - 16:15	18	4	32	10	44	3	0	2	1	1	8	39	0	161
16:15 - 16:30	7	0	29	13	50	1	2	1	1	1	5	36	2	147
16:30 - 16:45	12	1	34	18	48	0	1	1	1	1	5	48	0	169
16:45 - 17:00	12	0	33	18	46	2	0	0	0	0	8	40	0	159
17:00 - 17:15	13	1	39	21	68	2	1	0	1	1	10	38	0	194
17:15 - 17:30	20	4	16	24	77	2	0	1	0	0	8	48	0	200
17:30 - 17:45	25	3	30	29	89	3	0	1	1	1	3	32	0	216
17:45 - 18:00	21	2	41	23	102	3	1	0	1	1	8	47	2	251
TOTAL	128	15	254	156	524	16	5	6	6	6	55	328	4	1497
PEAK HOUR 17:00 - 18:00	79	10	126	97	336	10	2	2	3	3	29	165	2	861

636  
 669  
 722  
 768  
 861

PHF = 0.86



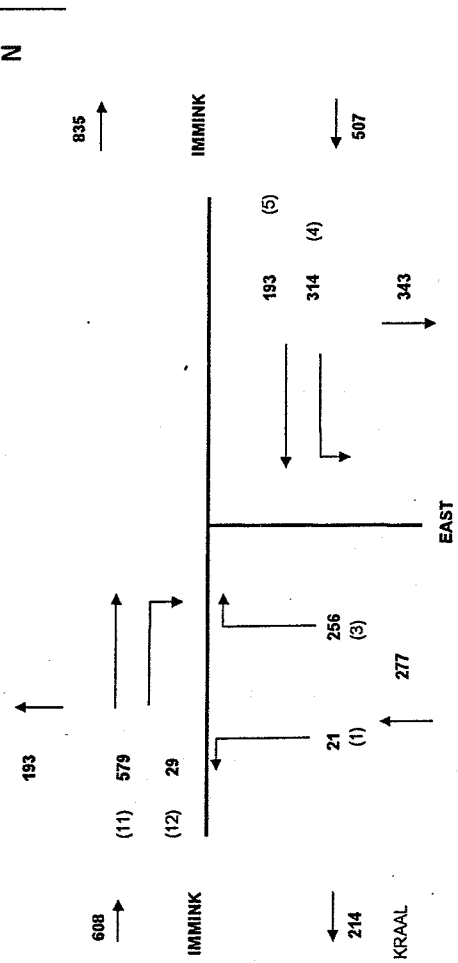
LOCATION : IMMINK/EAST - 8  
 DATE : 18/9/2000

TIME	MOVEMENT												ALL MOVEMENTS
	1	2	3	4	5	6	7	8	9	10	11	12	
06:00 - 06:15	0	0	39	38	34	0	0	0	0	0	0	0	111
06:15 - 06:30	0	0	46	71	44	0	0	0	0	0	92	6	259
06:30 - 06:45	3	0	52	56	36	0	0	0	0	0	166	4	317
06:45 - 07:00	7	0	73	76	55	0	0	0	0	0	166	5	362
07:00 - 07:15	3	0	65	70	45	0	0	0	0	0	145	3	331
07:15 - 07:30	7	0	53	94	43	0	0	0	0	0	133	7	337
07:30 - 07:45	4	0	65	74	50	0	0	0	0	0	135	14	342
07:45 - 08:00	3	0	71	94	59	0	0	0	0	0	130	1	358
08:00 - 08:15	7	0	55	77	64	0	0	0	0	0	107	6	316
TOTAL	34	0	519	650	430	0	0	0	0	0	1074	46	2763
PEAK HOUR	21	0	256	314	193	0	0	0	0	0	579	29	1392
06:45 - 07:45													

1069  
 1289  
 1367  
 1392  
 1368  
 1353

PHF = 0.91

AM PEAK HOUR VOLUMES  
 06:45 - 07:45

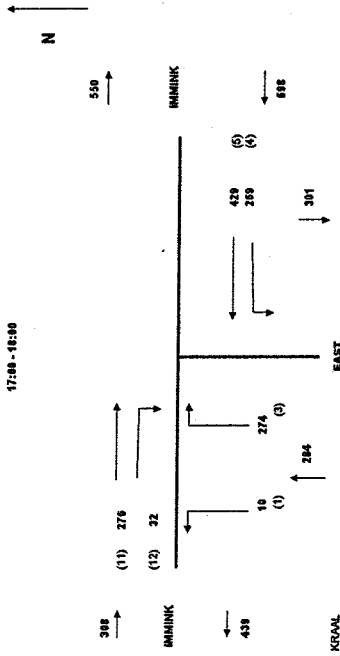


LOCATION: HANIKGEAST - 8  
DATE: 10/9/2000

PM PEAK PERIOD TIME	MOVEMENT												ALL MOVEMENTS
	1	2	3	4	5	6	7	8	9	10	11	12	
16:00 - 16:15	3	0	50	71	67	0	0	0	0	0	75	6	272
16:15 - 16:30	4	0	44	52	62	0	0	0	0	0	60	10	232
16:30 - 16:45	5	0	78	84	69	0	0	0	0	0	93	4	333
16:45 - 17:00	2	0	62	67	65	0	0	0	0	0	61	5	265
17:00 - 17:15	2	0	59	56	79	0	0	0	0	0	73	6	274
17:15 - 17:30	3	0	64	59	110	0	0	0	0	0	60	7	303
17:30 - 17:45	4	0	67	83	102	0	0	0	0	0	55	9	320
17:45 - 18:00	1	0	85	71	138	0	0	0	0	0	88	10	393
TOTAL	27	0	598	543	692	0	0	0	0	0	565	57	2392
PEAK HOUR 17:00 - 18:00	10	0	274	269	429	0	0	0	0	0	278	32	1590
													PHF = 0.82

1102  
1104  
1175  
1182  
1290

PM PEAK HOUR VOLUMES  
17:00 - 18:00

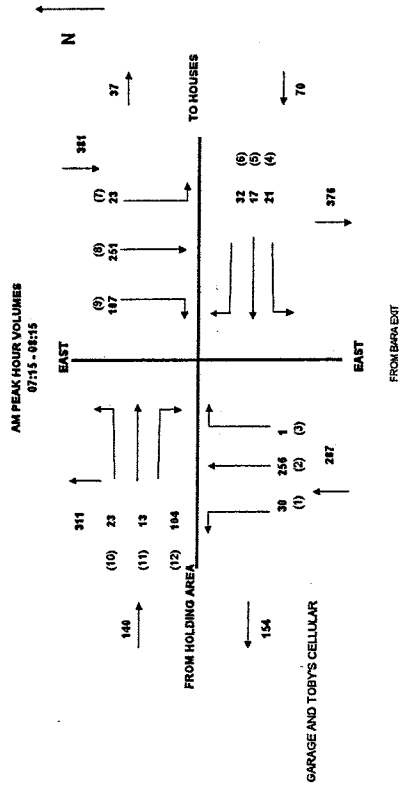


LOCATION : INSIDE RIGHT/EAST - 9  
 DATE : 18/9/2000

TIME	MOVEMENT												ALL MOVEMENTS
	1	2	3	4	5	6	7	8	9	10	11	12	
06:00-06:15	0	0	0	0	0	0	0	0	0	0	0	0	0
06:15-06:30	18	43	0	0	13	5	7	4	0	0	1	0	150
06:30-06:45	5	51	0	2	5	5	7	48	20	7	0	2	119
06:45-07:00	2	69	0	5	4	6	10	49	21	7	0	2	207
07:00-07:15	2	69	1	5	3	6	7	55	17	4	0	2	199
07:15-07:30	5	70	0	5	2	6	3	65	30	4	3	2	221
07:30-07:45	12	65	0	5	7	12	8	62	25	6	2	2	228
07:45-08:00	9	56	0	5	5	4	5	61	26	7	2	2	202
08:00-08:15	4	66	1	6	3	10	7	63	26	6	30	2	227
PEAK HOUR	57	488	2	33	42	54	54	442	174	46	34	187	1613
07:15-08:15	30	256	1	21	17	32	23	251	107	23	13	104	878

538  
735  
606  
625  
650  
678

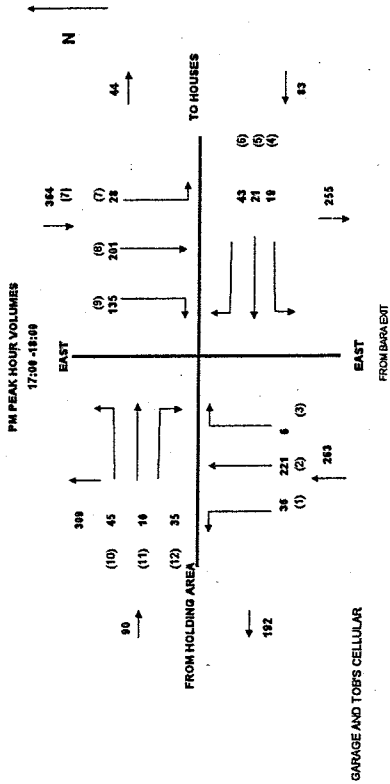
PHF # 0.86



LOCATION: INSIDE RIGHT/EAST - 9  
 DATE: 10/09/2000

TIME	MOVEMENT												ALL MOVEMENTS
	1	2	3	4	5	6	7	8	9	10	11	12	
16:00 - 16:15	5	35	1	3	10	5	6	44	72	13	4	6	155
16:15 - 16:30	6	55	0	6	6	7	45	14	6	6	8	187	
16:30 - 16:45	5	36	2	4	2	12	6	42	31	4	5	157	
16:45 - 17:00	15	53	0	6	2	9	3	54	24	13	1	190	
17:00 - 17:15	9	50	1	0	5	4	6	45	33	11	2	172	
17:15 - 17:30	4	60	0	5	5	13	5	46	28	13	3	191	
17:30 - 17:45	10	41	4	6	4	11	47	42	15	2	4	205	
17:45 - 18:00	7	70	1	8	7	15	4	63	32	6	3	232	
TOTAL	69	401	9	39	41	74	50	398	278	81	26	68	1,469
PEAK HOUR	36	221	6	19	21	43	28	201	135	45	10	35	800
17:00-18:00													0.88

668  
686  
710  
758  
800

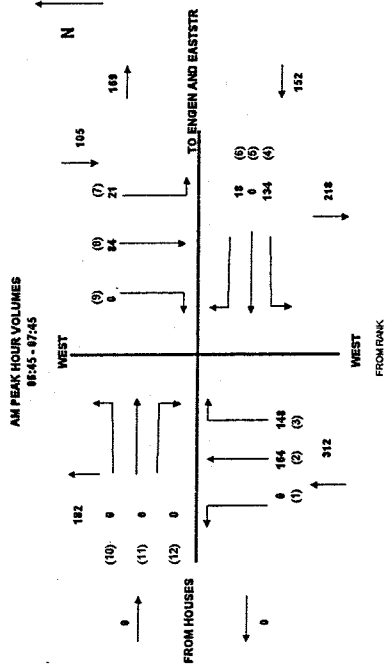


GARAGE AND TOBS CELLULAR

LOCATION : WEST STREET LEFT INSIDE INTERSECTION - 10  
 DATE : 12/2/2010

TIME	MOVEMENT												ALL MOVEMENTS	
	1	2	3	4	5	6	7	8	9	10	11	12		
0600-0615	0	33	16	29	0	3	6	25	0	0	0	0	0	457
0615-0630	0	31	14	18	0	6	1	17	0	0	0	0	0	474
0630-0645	0	40	29	28	0	7	12	16	0	0	0	0	0	85
0645-0700	0	39	41	25	0	4	7	18	0	0	0	0	0	132
0700-0715	0	45	36	21	0	1	1	19	0	0	0	0	0	134
0715-0730	0	38	37	46	0	4	6	27	0	0	0	0	0	173
0730-0745	0	42	34	42	0	9	7	20	0	0	0	0	0	154
0745-0800	0	19	33	39	0	8	6	22	0	0	0	0	0	127
0800-0815	0	34	36	30	0	5	7	11	0	0	0	0	0	113
TOTAL	0	311	278	270	0	47	53	175	0	0	0	0	0	1132
PEAK HOUR	0	164	148	134	0	18	21	84	0	0	0	0	0	569
0845-0746														618

457  
474  
85  
132  
134  
173  
154  
127  
113  
569  
618





LOCATION : WEST STREET LEFT INSIDE INTERSECTION - 10  
 DATE : 18/02/2008

TIME	MOVEMENT												ALL MOVEMENTS
	1	2	3	4	5	6	7	8	9	10	11	12	
15:00 - 16:15	0	35	11	35	0	13	9	22	0	0	0	0	123
16:15 - 16:30	0	31	19	33	0	9	7	13	0	0	0	0	110
16:30 - 16:45	0	35	17	39	0	7	3	28	0	0	0	0	129
16:45 - 17:00	0	34	14	32	0	7	12	25	0	0	0	0	128
17:00 - 17:15	0	45	19	45	0	12	11	24	0	0	0	0	162
17:15 - 17:30	0	36	22	40	0	12	11	29	0	0	0	0	142
17:30 - 17:45	0	44	19	48	0	12	5	35	0	0	0	0	153
17:45 - 18:00	0	45	15	48	0	13	5	202	0	0	0	0	172
TOTAL	0	305	136	316	0	80	80	114	0	0	0	0	1119
PEAK HOUR	0	170	75	177	0	41	52	114	0	0	0	0	629
17:00 - 18:00													PHF = 0.81

490  
 529  
 561  
 585  
 629

